

Verifying the Existing Software Version of SBC

In this section:

- SBC 5000 / 7000 Series
 - Verify Software Versions for SBC 5000/7000 Series in EMA (Post 5.0 Release)
 - Verify Software Versions for SBC 5000/7000 Series in Platform Manager (Pre 5.0 Release)
- SBC Software Edition (SBC SWe)
 - Verify Software Versions for SBC SWe in EMA (Post 5.0 Release)
 - Verify Software Versions for SBC SWe in Platform Manager (Pre 5.0 Release)

SBC 5000 / 7000 Series

Verify Software Versions for SBC 5000/7000 Series in EMA (Post 5.0 Release)

Use the following procedure to check the SBC firmware, OS and SBC application versions prior to upgrade.

1. Launch the EMA. See [Logging On to EMA in Platform Mode](#) for guidance.
2. Log on to the EMA using admin and your unique password:

Username: **admin**

Password: **xxxxxxxxxx**

The EMA home screen displays. Click **Monitoring > Dashboard > System and Software Info** to view the SBC system information and Software versions.



This image is for example purposes only, and may not reflect the most current release versions.

Figure 1: Verifying Software Versions for SBC 5000 and 7000 Series

The screenshot shows the Sonus EMA interface. The top navigation bar includes 'Monitoring', 'Administration', 'Configuration', 'Troubleshooting', 'All', and 'Custom'. The 'Monitoring' section is expanded to show 'Dashboard', 'Policers', 'Trunks and Subscribers', 'Zone', 'CAC', 'System', and 'Security'. The 'System and Software Info' page is displayed, showing the following information:

System Info	
CE Name	Y-GO-BY
Uptime	5 days 8 hours 37 minutes 29 seconds
Serial #	2038100498

Software Versions	
Host	
SERVER	Y-GO-BY
BMC	V03.16.00
BIOS	V02.06.00
OS	V06.01.00-R000
SonusDB	V07.01.00-R000
EMA	V07.01.00-R000
SBC	V07.01.00-R000
Installedhostrole	active
Currenthostrole	active

Verify Software Versions for SBC 5000/7000 Series in Platform Manager (Pre 5.0 Release)

Use the following procedure to check the SBC firmware, OS and SBC application versions prior to upgrade.

1. Launch the Platform Manager.
2. Login to the Platform Manager using admin and your unique password:

Username: **admin**

Password: **xxxxxxxxxx**

The Platform Manager home screen displays. Verify the SBC system information and Software versions.

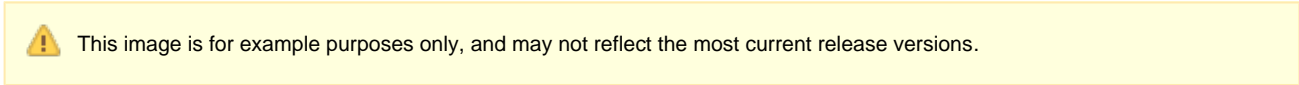
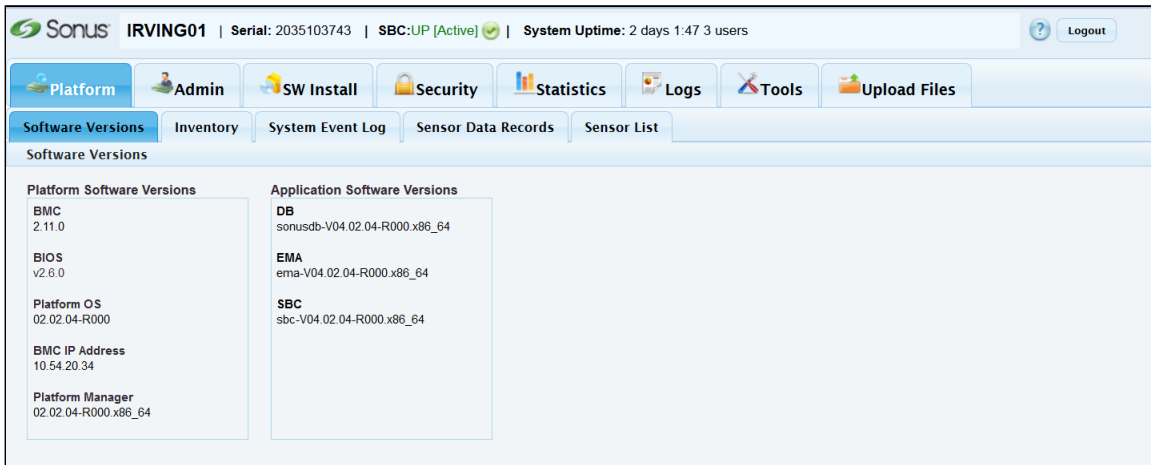


Figure 2: Verifying Software Versions for SBC 5000 and 7000 Series



SBC Software Edition (SBC SWe)

Verify Software Versions for SBC SWe in EMA (Post 5.0 Release)

Use the following procedure to check the SBC OS and SBC application versions prior to upgrade.

1. Launch the EMA. See [Logging On to EMA in Platform Mode](#) for guidance.
2. Log on to the EMA using admin and your unique password:

Username: **admin**

Password: **xxxxxxxxxx**

The EMA home screen displays. Click **Monitoring > Dashboard > System and Software Info** to view the SBC system information and Software versions.

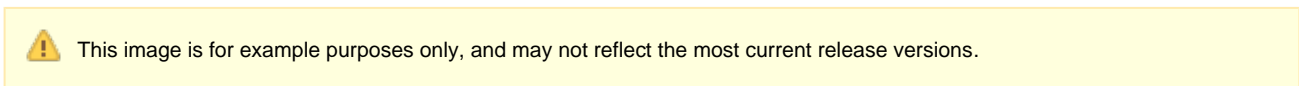


Figure 3: Verifying Software Versions for SBC Software Edition

The screenshot shows the Sonus EMA Platform Manager interface. The top navigation bar includes tabs for Monitoring, Administration, Configuration, Troubleshooting, All, and Custom. The left sidebar contains a tree view with categories like Alarms, CPU, Ports, and System and Software Info. The main content area displays 'System and Software Info' with two expandable sections: 'System Info' and 'Software Versions'.

System Info	
CE Name	vsbc1
Uptime	0 days 0 hours 42 minutes 6 seconds
Serial #	22044014-E8E1-497C-A9E6-E17305313BD1
HA Peer Status	Up

Software Versions	
Host	
SERVER	vsbc1
OS	V03.01.00-S606
SonusDB	V05.01.00-S606
EMA	V05.01.00-S606
SBC	V05.01.00-S606
SBCType	isbc
Installedhostrole	active
Currenthostrole	active
Peer	
SERVER	vsbc2
OS	V03.01.00-S606
SonusDB	V05.01.00-S606
EMA	V05.01.00-S606
SBC	V05.01.00-S606
SBCType	isbc
Installedhostrole	standby

The BMC and BIOS versions are not applicable for SBC Software Edition.

Verify Software Versions for SBC SWe in Platform Manager (Pre 5.0 Release)

Use the following procedure to check the SBC firmware, OS and SBC application versions prior to upgrade.

1. Launch the Platform Manager.
2. Log on to the Platform Manager using admin and your unique password:

Username: **admin**

Password: **xxxxxxxxxx**

The Platform Manager home screen displays. Verify the SBC system information and Software versions.

This image is for example purposes only, and may not reflect the most current release versions.

Figure 4: Verifying Software Versions for SBC 5000 and 7000 Series


Sonus OTTAWA01 | SBC:UP [Active] | System Uptime: 1 day 4:01 6 users ? Logout

[Platform](#) [Admin](#) [SW Install](#) [Security](#) [Statistics](#) [Logs](#) [Tools](#) [Upload Files](#)

Software Versions

Software Versions

Platform Software Versions	Application Software Versions
Platform OS 02.02.04-R000	DB sonusdb-V04.02.04-R000.x86_64
Platform Manager 02.02.04-R000.x86_64	EMA ema-V04.02.04-R000.x86_64
	SBC sbc-V04.02.04-R000.x86_64

 The BMC and BIOS versions are not applicable for SBC Software Edition.

