

POST sipservertable id - sipserver id

REST API Method: **POST**

/rest/sipservertable/{identifier}/sipserver/{identifier}

Modifies a SIP Server Table Entry given a specific Table Entry ID in a given SIP Server Table.

URL:

https://192.168.0.111/rest/sipservertable/{identifier}/sipserver/{identifier}

HTTP Method


POST



Requires Authentication:


true

Parameters


Parameter Name	Required	Service Affecting	Data Type	Default Value	Possible Values	Description
ServerLookup	Yes	No	Enum	0	Possible values: <ul style="list-style-type: none">0 - eLkUpIpFQDN1 - eLkUpSRV	Specifies the method to use to lookup SIP servers <ul style="list-style-type: none">IP/FQDN<ul style="list-style-type: none">- Do a typical DNS lookup of FQDN.DNS SRV<ul style="list-style-type: none">- Send an SRV record to DNS server then upon reply lookup FQDN's via DNS. A maximum of 99 entries can be added to this table entry. When added via REST any Row ID greater than 99 will be rejected.
ServerType	Yes	No	Enum	0	Possible values: <ul style="list-style-type: none">0 - eConventionalSrvr1 - eSrvRecordTemplateSrvr2 - eSrvRecordSrvr	Specifies the method to use to lookup SIP servers <ul style="list-style-type: none">eConventionalSrvr<ul style="list-style-type: none">- A configured server entry defined by IP or FQDN.eSrvRecordTemplateSrvr<ul style="list-style-type: none">- This is not an actual server but a template which will populate the server(s) once the SRV Query gets a response from DNS.eSrvRecordSrvr<ul style="list-style-type: none">- The actual server create after SRV Query.

Weight	Yes	No	int	0	Possible values: <ul style="list-style-type: none"> 0 - Minimum 65535 - Maximum 	Specifies the weight of the server in case it's defined in the SRV record.
Host	Yes	No	string	none	256 - Max Length	Specifies the IP address or FQDN where this Signaling Group sends SIP messages. If an FQDN is configured all the associated servers are included and used according to the server selection configuration element.
HostIpVersion	Yes	No	Enum	0	Possible values: <ul style="list-style-type: none"> 0 - eVersionPreferIPv4 1 - eVersionPreferIPv6 	Specifies whether the FQDN should be resolved into IPv4 addresses or IPv6 addresses. this is a SRV record, this field specifies whether the resulting FQDNs are resolved into IPv4 or IPv6 addresses. By default, the SBC Edge resolves the FQDN into IPv4 addresses.
DomainName	Yes	No	string	none	256 - Max Length	Specifies the Domain where this Signaling Group sends SRV queries.
ServiceName	No	No	string	sip	64 - Max Length	The name of the service to be placed in the SRV request.
Port	Yes	Yes	int	5060	Possible values: <ul style="list-style-type: none"> 1024 - Minimum 65535 - Maximum 	Specifies the port number to send SIP messages.
TransportSocket	No	No	int	0	Possible values: <ul style="list-style-type: none"> 0 - Minimum 4 - Maximum 	Specifies number of re-usable sockets <div style="border: 1px solid #ccc; padding: 5px; margin-top: 10px;">  This option is available when ReuseTransport is set to True. When ReuseTransport is false, this needs to be set to 0 </div>
ReuseTransport	No	No	Enum	1	Possible values: <ul style="list-style-type: none"> 0 - btFalse 1 - btTrue 	Specifies whether sockets will be reused or shared. Only valid for TCP or TLS

ReuseTimeout	No	No	int	1000	<p>Possible values:</p> <ul style="list-style-type: none"> • 0 - Minimum • 1440 - Maximum 	<p>Specifies the number of minutes that a socket remains connected to the server.</p> <div style="border: 1px solid black; padding: 5px;"> <p> This option is available when ReuseTransport is Enabled. A value of 0 means ReuseTimeout is set Forever*. Otherwise, the valid range is 5-1440</p> </div>
Protocol	Yes	No	Enum	1	<p>Possible values:</p> <ul style="list-style-type: none"> • 0 - eTrNone • 1 - eTrUDP • 2 - eTrTCP • 3 - eTrTCP_UDP • 4 - eTrTLS • 5 - eTrTLS_UDP • 6 - eTrTLS_TCP • 7 - eTrTLS_TCP_UDP • 8 - eTrCount • 9 - eTrSCTP 	<p>Specifies the protocol to use for sending SIP messages</p> <ul style="list-style-type: none"> • UDP <ul style="list-style-type: none"> - Send messages using UDP. • TCP <ul style="list-style-type: none"> - Send message using TCP. • TLS <ul style="list-style-type: none"> - Send message using TLS.
Monitor	No	No	Enum	0	<p>Possible values:</p> <ul style="list-style-type: none"> • 0 - eMonitorNone • 1 - eMonitorOptions • 2 - eMonitorPing 	<p>Specifies the method to monitor server</p> <ul style="list-style-type: none"> • None <ul style="list-style-type: none"> - no monitoring of this server occurs • SIP options <ul style="list-style-type: none"> - an Options message is sent to the server
KeepAliveFrequency	No	No	int	30	<p>Possible values:</p> <ul style="list-style-type: none"> • 0 - Minimum • 300 - Maximum 	<p>Specify frequency in seconds to determine server availability</p> <div style="border: 1px solid black; padding: 5px;"> <p> This configuration is available when Monitor is set to SIP Options . If Monitor is not set to SIP Options, this value needs to be 0. Otherwise, this value needs to be in the range 30-300*</p> </div>

RecoverFrequency	No	No	int	5	Possible values: <ul style="list-style-type: none"> • 0 - Minimum • 300 - Maximum 	Specify frequency in seconds to check server to determine whether it has become available. <div style="border: 1px solid black; padding: 5px; margin-top: 5px;">  This configuration is available when Monitor is set to SIP Options. If Monitor is not set to SIP Options, this value needs to be 0. Otherwise, this value needs to be in the range 5-300* </div>
LocalUserName	No	No	string	Anonymous	64 - Max Length	The local username of the SBC Edge system. <div style="border: 1px solid black; padding: 5px; margin-top: 5px;">  This configuration is available when Monitor is set to SIP Options </div>
PeerUserName	No	No	string	Anonymous	64 - Max Length	The username of SIP server. <div style="border: 1px solid black; padding: 5px; margin-top: 5px;">  This configuration is available when Monitor is set to SIP Options </div>
Priority	Yes	No	int	0	Possible values: <ul style="list-style-type: none"> • 0 - Minimum • 16 - Maximum 	Specifies the priority of this server. The priority is used to order the server when more than 1 is configured.
RemoteAuthorizationTableID	No	No	int	0	Possible values: <ul style="list-style-type: none"> • 0 - Minimum • 65534 - Maximum 	Specifies a Remote Authorization table for this SIP Server, from a list of authorization tables defined in the Remote Authorization Tables . The Remote Authorization table is used by a Signaling group when a challenge (401/407) is issued by the server. The table contains a realm, user name, and password. There are used to provide credentials to the server issuing the challenge.

ContactRegistrantTableID	No	No	int	0	<p>Possible values:</p> <ul style="list-style-type: none"> • 0 - Minimum • 65534 - Maximum 	Specifies a Contact Registration Table for this SIP Server, from a list of registration tables defined in the Contact Registrant Tables . The Contact Registration is used by a Signaling Group to register one or more contacts to a registrar. The contact information contains the SIP address of record and the methods which can be used to establish sessions to this Signaling group.
StaggerRegistration	No	No	Enum	0	<p>Possible values:</p> <ul style="list-style-type: none"> • 0 - btFalse • 1 - btTrue 	If more than one Contact Registrant Entry is in Contact table, stagger Register Requests by 1 second. Applies to UnRegister also. This will only be displayed and applicable if Contact Registrant Table is something other than None.
ClearRemoteRegistrationOnStartup	No	No	Enum	0	<p>Possible values:</p> <ul style="list-style-type: none"> • 0 - btFalse • 1 - btTrue 	When enabled, a Register with Expires: 0 will be sent to the SIP Server on power up. After the Unregister (Expires: 0) is complete, a Register (Expires: non-zero) will then be sent.
SessionURIVValidation	No	No	Enum	0	<p>Possible values:</p> <ul style="list-style-type: none"> • 0 - edsLiberal • 1 - edsStrict 	Selects whether the Request URI of the incoming request needs to be validated. edsStrict ensures that the request URI is validated, edsLiberal ensures no validation is done.
ContactURIRandomizer	No	No	Enum	0	<p>Possible values:</p> <ul style="list-style-type: none"> • 0 - btFalse • 1 - btTrue 	If enabled, the following will occur: <ul style="list-style-type: none"> -Random user values will be generated and put into the Contact-URI of each outgoing Register message. -The random user portion will be saved and compared to incoming Invite Request-Uri's. the prefix of the R-URI contain: SBCxxxx, then if there is a match, SBCxxxx will be stripped and the remaining number used to route (if no match, Invite is not accepted). If there is no SBCxxxx in R-URI, then the number is sent as-is for routing.

<p>RetryNonStaleNonce</p>	<p>No</p>	<p>No</p>	<p>Enum</p>	<p>1</p>	<p>Possible values:</p> <ul style="list-style-type: none"> • 0 - btFalse • 1 - btTrue 	<p>This value will only be visible if Remote Authorization Table are defined in SIP Server. When true, if stale=false is received in 401/407, the SBC Edge will set failed retry timer and re-attempt to send Register with same credentials at expiration. When false, if stale=false is received in 401/407, the SBC Edge will never resend a challenged request with the same credentials.(this is RFC behavior)</p>
<p>TLSPProfileID</p>	<p>No</p>	<p>No</p>	<p>int</p>	<p>0</p>	<p>Possible values:</p> <ul style="list-style-type: none"> • 0 - Minimum • 65534 - Maximum 	<p>If TLS is selected this specifies the TLS profile this server will use for secure SIP messages.</p> <div data-bbox="1235 690 1515 829" style="border: 1px solid #ccc; padding: 5px; background-color: #e6f2ff;"> <p> This option is available if Protocol is set to TLS.</p> </div>
<p>AuthorizationOnRefresh</p>	<p>No</p>	<p>No</p>	<p>Enum</p>	<p>1</p>	<p>Possible values:</p> <ul style="list-style-type: none"> • 0 - btFalse • 1 - btTrue 	<p>This value will only be visible if both Contact Registrant Table and Remote Authorization Table are defined in SIP Server. When true, the SBC Edge will include authorization headers obtained from previous 401/407 exchange in registration refresh messages. When false, the SBC Edge will not include authorization headers obtained from previous 401/407 exchange in registration refresh messages.</p>



Helpful Tip

The POST can contain either only the attributes that are being updated, or the full set of attributes for the resource