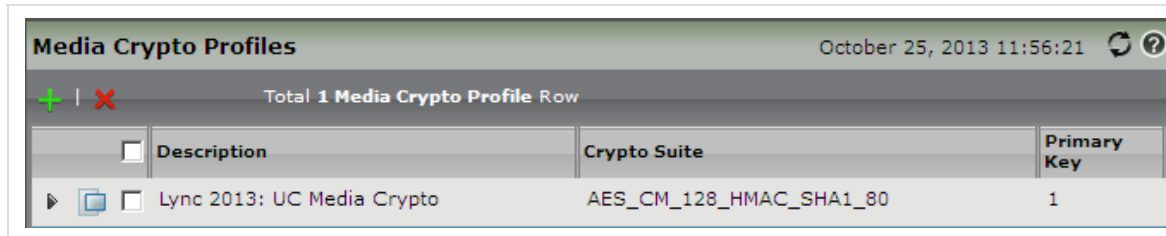


Managing Media Crypto Profiles

Media Crypto Profiles define a cryptographic contexts which are used in SRTP negotiation. Media Crypto Profiles required for enabling encryption and SRTP and are applies to [Media Lists](#).

Working with Media Crypto Profiles


1. In the WebUI, click the **Settings** tab.
2. In the left navigation pane, go to **Media > Media Crypto Profiles**.





The screenshot shows a web interface titled "Media Crypto Profiles" with a timestamp of "October 25, 2013 11:56:21". Below the title bar, there are icons for adding (+) and deleting (X) profiles. The main content area displays a table with the following data:

Description	Crypto Suite	Primary Key
Lync 2013: UC Media Crypto	AES_CM_128_HMAC_SHA1_80	1

To view a profile's properties:

1. Click the popup(
) icon next to the entry you want to view.
2. When you are finished, close the window.

 **Helpful Tip:** To delete an entry, simply select the checkbox next to the entry you wish delete, then click the Delete (
) icon located at the top of the window.

Creating and Modifying Media Crypto Profiles