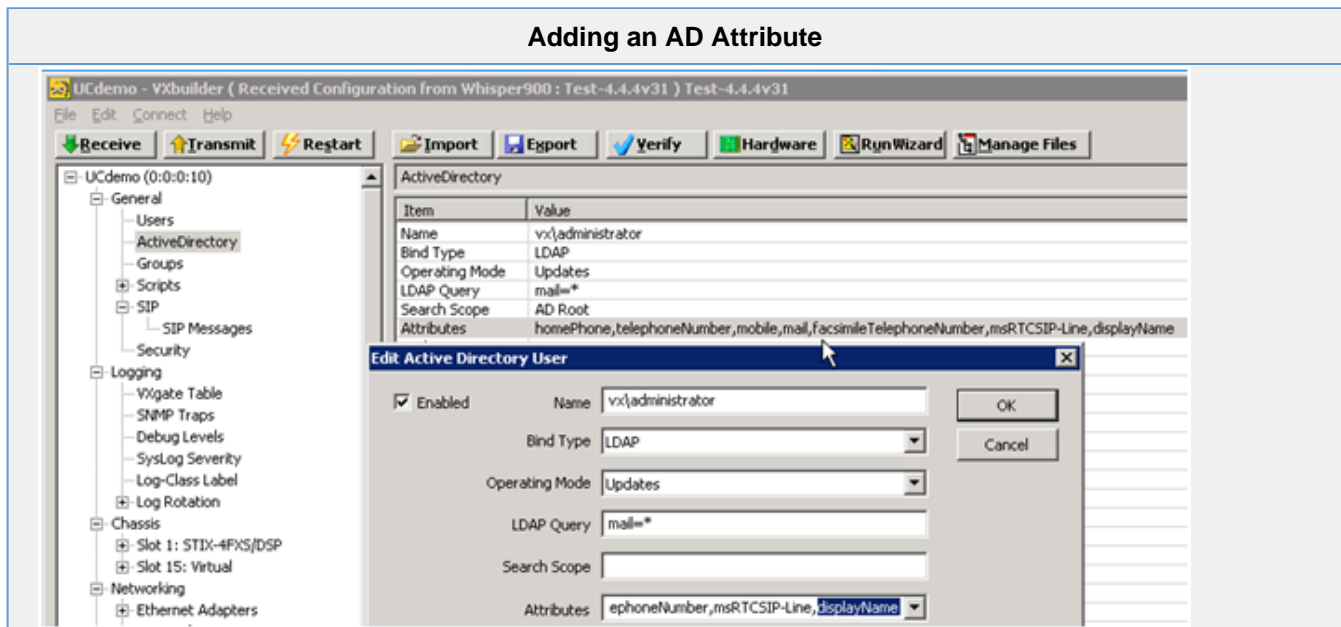


# Active Directory-integrated Calling Name and Number Translation

VX has the ability to translate incoming calling names and numbers. Name and Number translation can be useful for normalizing all incoming calls to a particular type of Calling Number (turning all displayed numbers into their corresponding extension numbers), etc.

To substitute a user's AD Display Name as the Calling Name, add the attribute **displayName** to the **ActiveDirectory | Attributes** section in VXbuilder.

- Example AD Attributes
  - AD Attribute Fields
- Number Translation
  - Incoming Invite
  - Outgoing Invite
- Name Translation
  - Incoming Invite
  - Outgoing Invite



To substitute a user's AD Display Name as the Calling Name, you must also supply a user-friendly name for the **displayName** AD Attribute. Select **displayName** from the AD Field pull-down and supply your own user-friendly name in the Description field.

## Adding a User Friendly Name to an AD Field

The screenshot shows the UCdemo - VXBUILDER interface. The left pane displays a tree view of configuration options, including Slot 15: Virtual, Networking, Ethernet Adapters, WAN Adapters, WAN IP Interfaces, IP Routing, DiffServ, Peer Table, IPsec, Access Control List, DNS, Telephony, Channel Profile Tables, Trunk Groups, Call Routing, and AD Field Descriptions. The right pane shows the AD Field Descriptions table, which lists various AD fields and their corresponding descriptions. A dialog box titled "Edit AD Field Descriptions Entry" is open, allowing the user to edit the description for a specific AD field. In this dialog, the "AD Field" dropdown is set to "displayName" and the "Description" text box contains "User Name".

AD Field	Description
mail	E-Mail
telephoneNumber	Phone
mobile	Mobile
msRTCSIP-Line	MOC Number
displayName	User Name

**Edit AD Field Descriptions Entry**

AD Field:

Description:


Buttons: OK, Cancel

### Example AD Attributes

The following AD Attributes have been used in the Calling Name and Number translation examples.

## AD Attributes

Member Of	Dial-in	Environment	Sessions
Remote control	Terminal Services Profile	COM+	
General	Address	Account	Profile
Telephones	Organization		

 Troy

First name:  Initials:

Last name:

Display name:

Description:

Office:

Telephone number:

E-mail:

Web page:

Member Of	Dial-in	Environment	Sessions
Remote control	Terminal Services Profile	COM+	
General	Address	Account	Profile
Telephones	Organization		

Telephone numbers:

Home:

Pager:

Mobile:

Fax:

IP phone:

Notes:

### AD Attribute Fields

AD Attribute fields	AD Attribute values
Display name	Troy
Telephone Number	+15105741114
E-mail	trop@vx.net
Mobile	+14083489775

Fax	+15105744064
-----	--------------

## Number Translation

Configure the **InNum Using AD Field** to select the AD Attribute to search using the Calling Number.

Configure the **OutNum Using AD Field** to select the AD Attribute used for the translated Calling Number. The Calling Number will only be translated if the Input Number find an AD match.

### Number Translation

Item	Enabled	Desc	InNum	InNumUsingAD	UsingRegEx	InNumType	InNumPlan	InScreen	InPresent	InName	InNumUsingADField
1	Enabled		Mobile	Yes	No	Any	Any	Any	Any		No

### Number Translation Example

Given a call from phone number +14083489775, and the above AD Attribute settings, the Calling Number will go through the following translation:

### Incoming Invite

INVITE sip:+9998@10.1.1.75 SIP/2.0

Via: SIP/2.0/UDP 10.1.1.30:5060;branch=z9hG4bK-2c8e66e6-683063.859

From: <sip:+14083489775@10.1.1.75>;tag=3ff0b5ff

To: sip:+9998@10.1.1.75

### Outgoing Invite

INVITE sip:9998@demo4.vx.net;user=phone SIP/2.0


Via: SIP/2.0/TCP 10.1.1.75:5060;branch=z9hG4bK7479ac933e56

Max-Forwards: 69

To: <sip:9998@demo4.vx.net;user=phone>

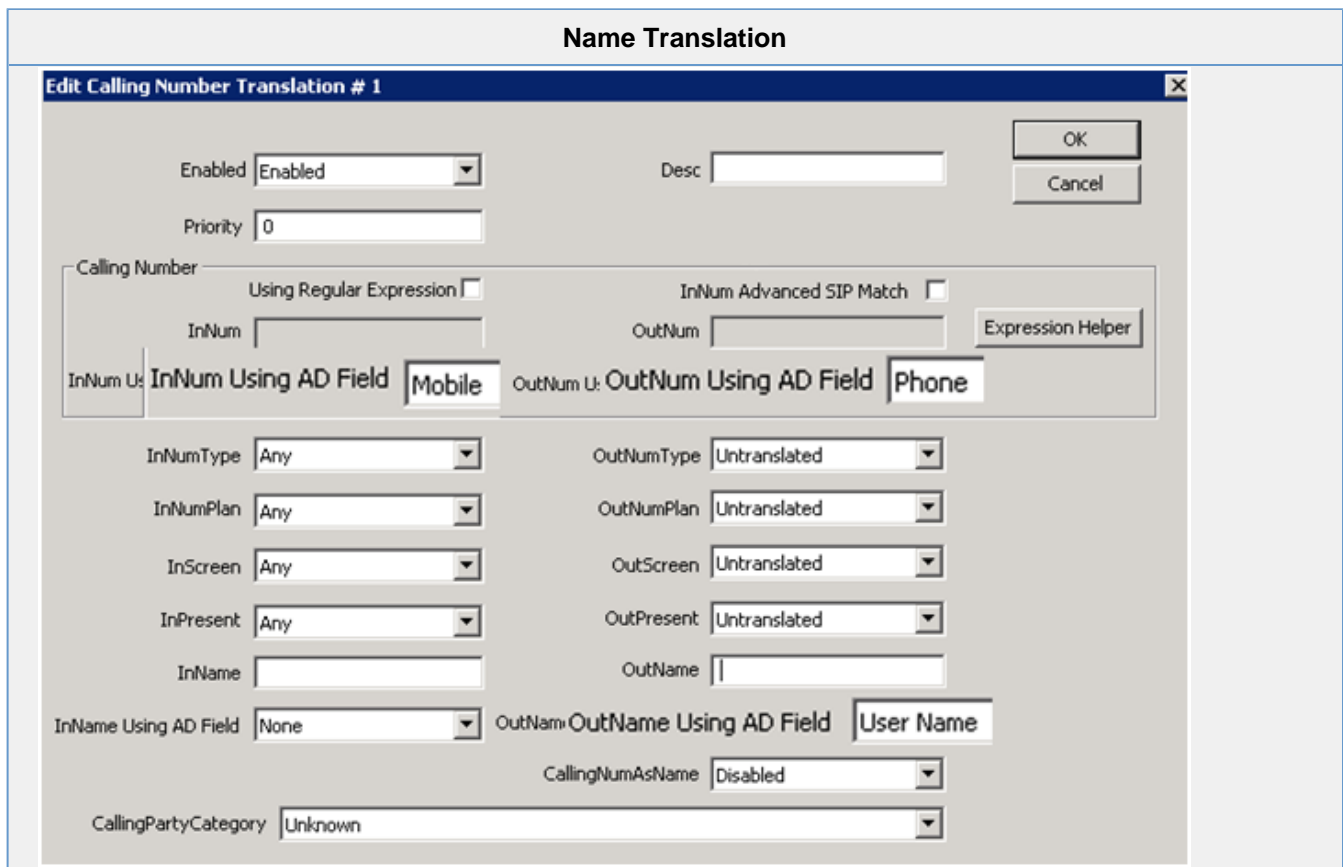
From: <sip:+15105741114@demo4.vx.net>;tag=6fcb000e

The mobile number in the Incoming From: has been translated to outgoing Telephone Number in AD.


 An **OCS > PBX/PSTN** call may have a calling number that includes a +. A calling number preceded by a + may cause the calling name not to be displayed. In these cases, using a calling name translation to remove the + may result in the restoration of the calling name.

### Name Translation

In addition to the InNum and OutNum Using AD Fields, translating the Calling Name requires the **OutName Using AD** field to be set.



Given a call from phone number +14083489775, and the above AD Attribute settings, the Calling Number and Name will go through the following translation:

 IP address shown in Incoming/Outgoing Invites are IPv4 addresses. Both IPv4 and IPv6 are supported.

## ***Incoming Invite***

```
INVITE sip:+9998@10.1.1.75 SIP/2.0
Via: SIP/2.0/UDP 10.1.1.30:5060;branch=z9hG4bK-511e850c-692051.329
From: <sip:+14083489775@10.1.1.75>;tag=6e83ad93
To: *sip:+9998@10.1.1.75*
```

## ***Outgoing Invite***

```
INVITE sip:9998@demo4.vx.net;user=phone SIP/2.0
Via: SIP/2.0/TCP 10.1.1.75:5060;branch=z9hG4bK444f99a05e40
Max-Forwards: 69
To: <sip:9998@demo4.vx.net;user=phone>
From: "Troy" <sip:+15105741114@demo4.vx.net>;tag=2a5b0010
```