

How to Search in Wiki

Table of Contents

- [Using Search Tools](#)
 - [Global Search](#)
 - [Space Search](#)
 - [Product Documentation Landing Page](#)
 - [Page Search](#)
- [Wiki Search Syntax](#)
 - [Filtering](#)
 - [Common Words](#)
 - [Exact Phrase Search](#)
 - [Search Using 'OR' or 'AND' Operators](#)
 - [NOT Search](#)
 - [Excluded Term Search](#)
 - [Grouping Search](#)
 - [Title Search](#)
 - [Wild Card Searches](#)
 - [Single Wildcard Character](#)
 - [Multiple Wildcard Characters](#)
 - [Proximity Searches](#)
 - [Range Search](#)
 - [Fuzzy Search](#)
 - [Combined Search](#)

Use this page as a guide in understanding the use of the built-in Wiki search tools as well as Wiki search syntax and how to optimize your search phrases when using Wiki search tools.

Using Search Tools

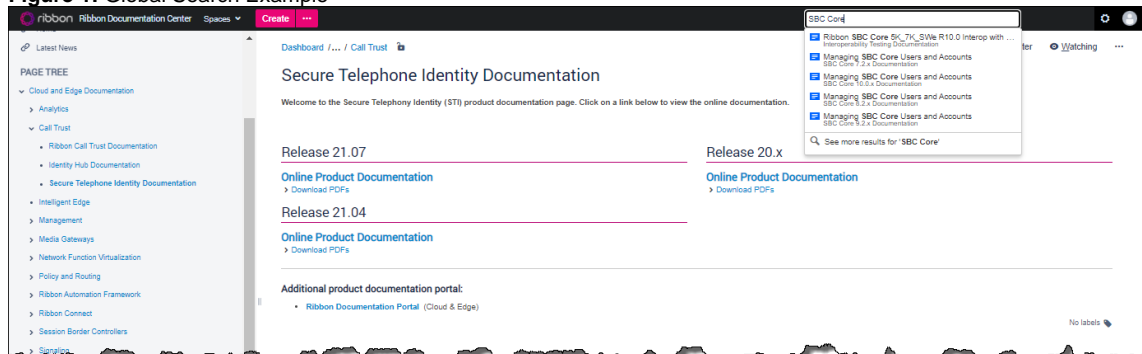
Confluence Wiki includes several methods to search for content as described below.

Global Search

Use the global search field located on the menu bar to search for words or phrases in the entire Confluence Wiki of Sonus online product documentation. This search method is the broadest approach which searches through all product spaces.

For example, typing "hardware install" from the Sonus Product Documentation page results in an initial list of product pages matching the phrase. Pressing Enter opens a search results page listing all results.

Figure 1: Global Search Example

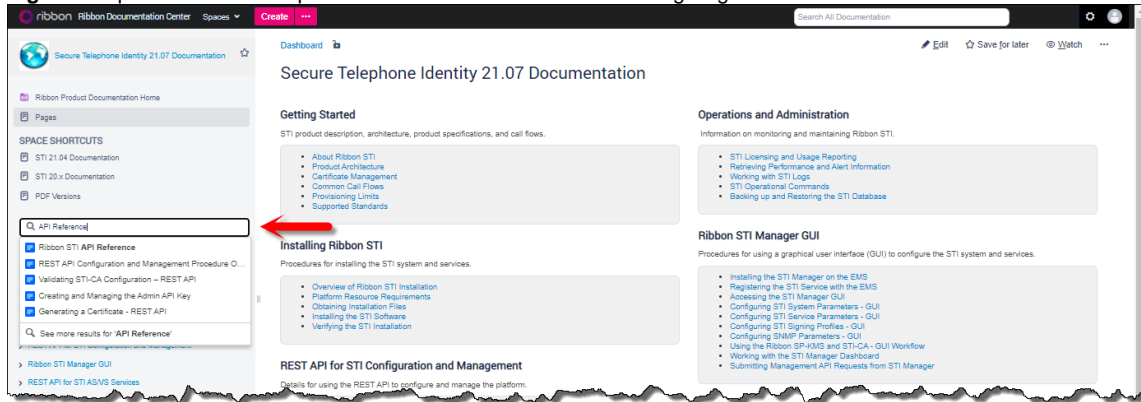


Space Search

Use the space search field located in the left panel of each page to search for words or phrases within the pages listed in the page tree directly below the search field. This method is ideal when your level of interest is for one particular product. To use this tool to search within a product, navigate to the landing page of the product space and enter your search word or phrase using [Wiki search syntax](#).

For example, navigating to [SBXDOC50](#) space and typing "upgrade sbc" (without quotes) in the Space search field immediately displays five pages containing the search terms. Selecting any one of those pages immediately takes you to the page. For additional search results, select the "See more results option below the list of pages. A window containing all pages containing the term "upgrade sbc" within the SBC Core 5.0.x Documentation space. Additional filter options are provided on the results page.

Figure 2: Space Search Example from Product Documentation Landing Page



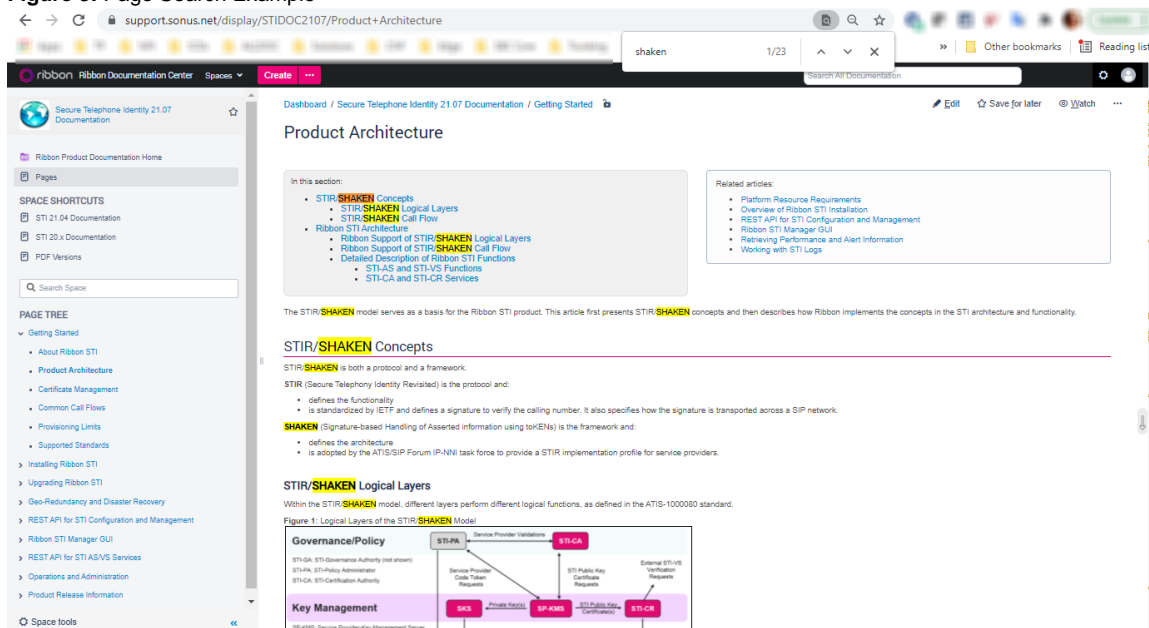
Product Documentation Landing Page

Each product documentation landing pages provide a brief description of each major section as well as a listing of each immediate page under those sections. Click on a link to go directly to the page. Additionally, each product documentation space includes a page tree in the left panel. Expand or collapse a section by clicking the >/v (greater than/down) symbols.

Page Search

Use **CTRL+F** key combination when searching for a specific phrase on a page to reveal a search box at the bottom of the page. Enter your key phrase, and then click the up or down arrow to cycle through each occurrence of the phrase. Other choices next to the search box include "Highlight All" to highlight every occurrence of the phrase (as shown in example below using Chrome) and "Match Case" to match the case of the key phrase as entered.

Figure 3: Page Search Example



Wiki Search Syntax

Filtering

The Wiki search tool filters apply a filter to search phrases that removes common words like 'the' and 'or.'

Common Words

The Wiki search tool ignores common words like "the" or "and" unless you place your query within quotes. Searching for "The One" returns all pages containing "One" because "The" is considered a common word.

"0", "1", "2", "3", "4", "5", "6", "7", "8", "9", "000", "\$",

"a", "an", "and", "are", "as", "at", "be",

"but", "by", "for", "him", "if", "in",

"into", "is", "it", "of", "on", "or",

"re", "such", "that", "the", "their",

"then", "there", "these", "they",


"this", "to", "was", "will", "with"

Exact Phrase Search

To search for content that contains the exact phrase "wine and cheese", enter the phrase as shown:

Search Using 'OR' or 'AND Operators

To search for content that contains one of the terms, "wine" OR "cheese", enter the phrase as shown:

 Please note that operator OR must be uppercase.

To search for content that contains both of the terms "wine" AND "cheese", enter the phrase as shown:

 Please note that operator AND must be uppercase.

NOT Search

To search for content that contains "wine" but NOT "cheese", enter the phrase as shown:

 Please note that operator NOT must be uppercase.

Excluded Term Search

Similar to the NOT search, to search for content that contains "wine" and "crackers" but NOT "cheese"

wine crackers -cheese

Grouping Search

To search for content that **MUST** contain "wine" but **CAN** contain either "cheese" or "crackers" use the search:

(cheese OR crackers) AND wine

Title Search

To search for content with "wine" in its title, where *title* is the field keyword.

title:wine

Wild Card Searches

Single Wildcard Character

To search for "butter" or "batter", use wildcard single character "?" as shown in example below:

b?tter

To search for "chicken" or "chickpea", use the asterisk "*" wildcard character as shown:

chick*

Wildcards can be used anywhere within a word, except at the very beginning.

For example, the following is an invalid search term:

*chick

Multiple Wildcard Characters

To search for "chick" or "chickpea", use wildcards as shown in example below:

c*c*

You can also combine search characters to get the exact word. For example, the search term below returns "chick" yet not "chickpea":

c*c?



Wiki is case sensitive for wildcard searches.



All of the example searches given previously search across the default set of fields which are stored as lower case, and therefore all searches of that style should be given lower case search terms (as shown in the examples).

Proximity Searches

A proximity search ensure that the two words specified must be within a certain number of words of each other to be included.

For example,

"octagon post"~1

will return "Octagon blog post".

Range Search

Use a range search to search for names that fall alphabetically within the specified range.

For example,

```
[adam TO ben]
```



You cannot use the **AND** keyword inside this statement. Also, the TO operator must be in upper case to form a valid search.

Fuzzy Search

This search looks for words spelled similarly.

To search for octagon and you are unsure about spelling, use tilde "~" character as shown in the example below:

```
octogan~
```

will correctly return "octagon"

Combined Search

You can combine various search terms together as shown in the example below.

```
o?tag* AND past~ AND ("blog" AND "post")
```